

# Teaching Evaluations

Brennan Antone

This file contains teaching evaluations from all classes in which I acted as teaching assistant and the evaluations were collected. Classes are arranged from the most recent to least recent.

Pages 2 and 3 of this document contains a summary of quantitative teaching evaluations and comments. Following page 3, the full teaching evaluations are provided for each class. Below, I will list the classes and provide page numbers for each section.

## Table of Contents

### Summary and Highlights

Pages 2 - 3

### Winter Quarter 2022:

**Program:** Undergraduate: Computer Science, Communication Studies, and Industrial Engineering and Management Sciences

**Course:** Social Network Analysis (MSIA 490-0)

Pages 4 - 9

**Program:** Masters of Science in Communication, Department of Communication Studies

**Course:** Understanding and Leveraging Networks

Pages 10 - 15

### Fall Quarter 2021:

**Program:** Masters of Science in Analytics, Department of Industrial Engineering and Management Sciences

**Course:** Social Network Analysis (MSIA 490-0)

Pages 16 - 21

### Spring Quarter 2021:

**Program:** Undergraduate: Communication Studies, and Industrial Engineering and Management Sciences

**Course:** Social Network Analysis (IEMS 341-0, COMM ST 352-0)

Pages 22 - 28

**Program:** Masters of Science in Communication, Department of Communication Studies

**Course:** Understanding and Leveraging Networks

Pages 29 - 37

### Fall Quarter 2020:

**Program:** Masters of Science in Analytics (MSiA), Department of Industrial Engineering and Management Sciences

**Course:** Social Network Analysis

Pages 38 - 44

# Summary and Highlights

## Winter Quarter 2022, IEMS 341-0, COMM ST 352-0, & COMP SCI 396\_0, Social Network Analysis:

"The TA was able to answer the students' questions adequately" **5.46/6.00**

"The TA was well prepared for each session" **5.54/6.00**

"The TA communicated ideas in a clear manner" **5.54/6.00**

"The TA showed strong interest in teaching the course" **5.50/6.00**

**What are the primary strengths and weaknesses of the teaching assistant?**

Comments
Ran lab sessions smoothly, very responsive in the class forums
good lab instructions and fair grading
Gives very clear instructions and answers emails promptly.
Brennan was super helpful and clearly knows a lot about SNA.
Very passionate and into the subject!
He was super helpful and had a quick response time
Ready to engage with student when required is Brennan's strength as TA.

## Winter Quarter 2022, MSIA 490-0 , Social Network Analysis:

"The TA was able to answer the students' questions adequately" **5.63/6.00**

"The TA was well prepared for each session" **5.54/6.00**

"The TA communicated ideas in a clear manner" **5.54/6.00**

"The TA showed strong interest in teaching the course" **5.50/6.00**

Comments
His calm and professional improve our efficiency of the class.
Was very helpful in class. I do not know of any weaknesses.
Brennan was not very engaged with students and did not seem approachable. It felt like he was mostly in the TA position to directly service his own research work. However, he was prepared and supportive for Noshir, which was obviously a huge help.
Brennan is knowledgeable and organized. It was clear that his role was instrumental in the success of this class. He is involved and passionate about the course topic.
Brennan always helped with technical issues and graded in a timely manner.
Very knowledgeable of the computer software use during class and helpful too
Surveys and researches.
Helped the class run smoothly and implemented cool activities

## Fall Quarter 2021, MSIA 490-0 , Social Network Analysis:

"The TA was able to answer the students' questions adequately" **6.00/6.00**

"The TA was well prepared for each session" **6.00/6.00**

"The TA communicated ideas in a clear manner" **6.00/6.00**

"The TA showed strong interest in teaching the course" **6.00/6.00**

Comments
Like Nosh, Brennan was able to explain the course topics very well. It was like we had two instructors for the course.
Brennan is one of the best TAs I have had in this program. He is well prepared for each lab, contributes to each lecture, and provides meaningful feedback to each assignment.

### **Spring Quarter 2021, IEMS 341-0 & COMM ST 352-0, Social Network Analysis:**

"The TA was able to answer the students' questions adequately" **5.67/6.00**

"The TA was well prepared for each session" **5.67/6.00**

"The TA communicated ideas in a clear manner" **5.75/6.00**

"The TA showed strong interest in teaching the course" **5.75/6.00**

Comments
Led the labs well!
Extremely helpful!!! He always responded to my messages quickly and did his best to help me out if I had trouble with the code etc. He was very clear in communicating his ideas in labs which really helped me out a lot.
Didn't go to him outside of lecture much, but BRENNAN YOUR EXPLANATION OF THINGS IN LAB IS THE ONLY REASON I WAS ABLE TO STAY IN CLASS!!! Thank you so much for going slow and explaining everything because I needed that step by step help. Great TA, really made the class understandable.

### **Spring Quarter 2021, MSC 492-0, Understanding and Leveraging Networks:**

"The TA was able to answer the students' questions adequately" **5.42/6.00**

"The TA was well prepared for each session" **5.42/6.00**

"The TA communicated ideas in a clear manner" **5.42/6.00**

"The TA showed strong interest in teaching the course" **5.35/6.00**

Comments
Brennan was great- thanks!
Brennan always was prepared to help. When the Professor had a technical challenge, he stepped in before Being asked. He was great!
Brennan was always prepared for class.
Brennan was terrific. He helped us in every class and made all the different kinds of exercises happen. He is responsive, friendly, incredibly helpful, and knows everything about the latest technologies and networks. Even though he was doing a lot of research at the same time, we always had the impression his top priority was our class. Excellent job, thank you so much!!
Quick to respond and troubleshoot. Very researched in what he contributed to the class, and provided additional context when needed.
Brennan was always available and willing to help us if we had a question. He was active in class and helped us find links or articles that were relevant during discussions.
Brennan seemed like his efforts were a bit more "behind the scenes" in the class, but he and Jasmine together managed a very rich Zoom class experience. Grateful to them both!
To be honest, it is difficult to rate Brennan because he didn't engage a lot with the students.
Helpful with answering questions about the class, and kept the technology working.
Brennan is always prepared for class.
Great job!

### **Fall Quarter 2020, MSIA 490-0, Social Network Analysis**

"The TA was able to answer the students' questions adequately" **5.63/6.00**

"The TA was well prepared for each session" **5.75/6.00**

"The TA communicated ideas in a clear manner" **5.63/6.00**

"The TA showed strong interest in teaching the course" **5.73/6.00**

Comments
Brennan is great!!!
<ul style="list-style-type: none"><li>- Able to communicate concepts clearly</li><li>- Providing helpful explanations and code comments for lab assignments, which helped me learn new concepts and software more effectively</li><li>- Responsive to student questions</li></ul>

# Individual Report for Social Networks Analysis, Social Network Analysis, Special Topics in CS (IEMS\_341-0\_01: Social Networks Analysis, COMM\_ST\_352-0\_20: Social Network Analysis, COMP\_SCI\_396-0\_7: Special Topics in CS) (Brennan Antone)

Project Title: **Course and Teacher Evaluations CTEC Winter 2022**

Courses Audience: **70**

Responses Received: **38**

Response Ratio: **54.3%**

---

## Report Comments

Course and Teacher Evaluations are intended solely for the use of faculty, staff and students of Northwestern University. Any reproduction, republication or redistribution of this site's content is prohibited without the express permission of Northwestern University.

For more information about CTEC Guidelines, please visit our website: <https://www.northwestern.edu/ctec/guidelines>

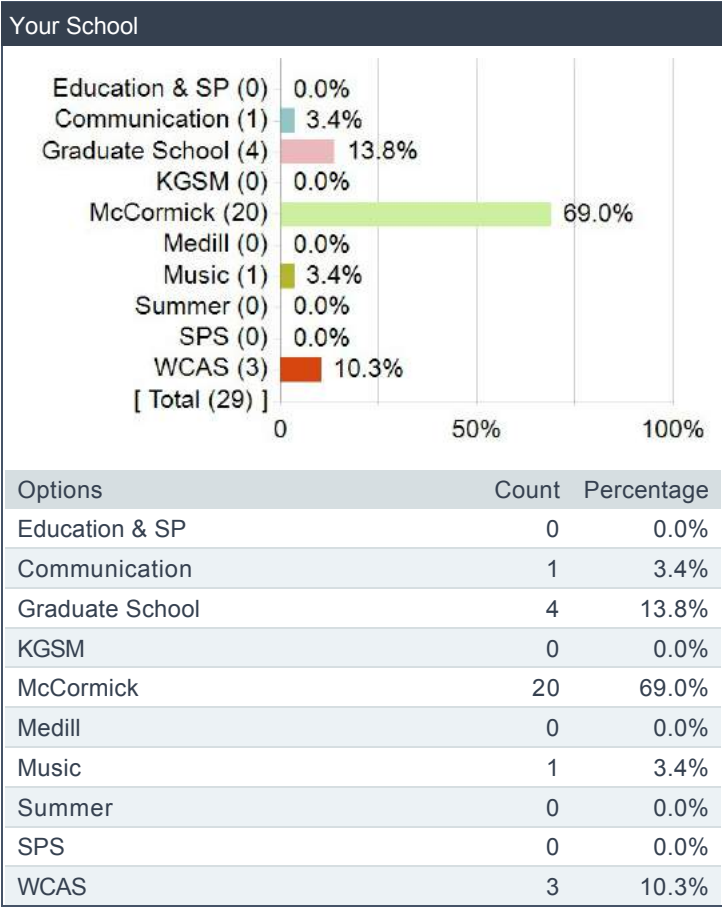
Northwestern University

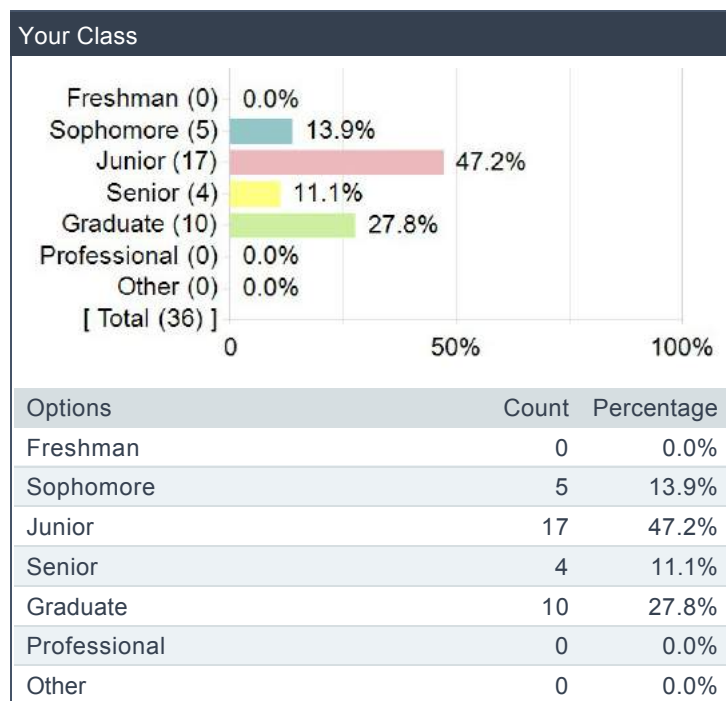
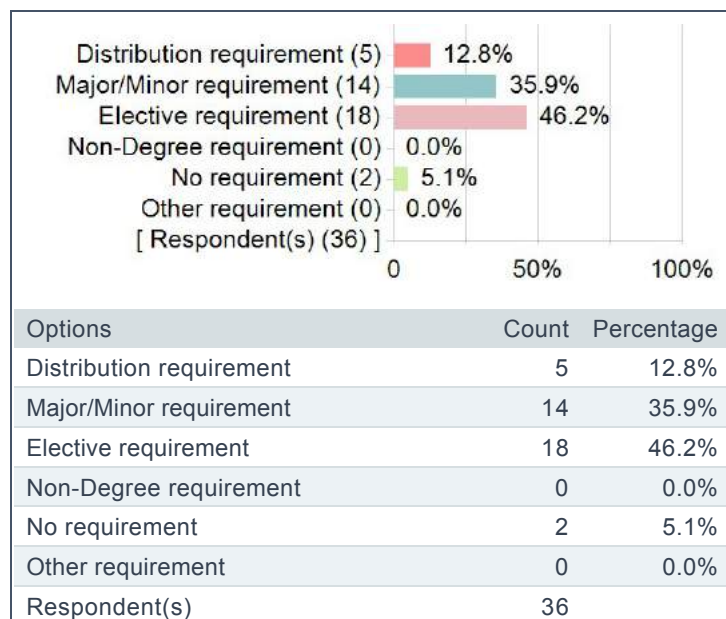
Course Evaluations

Teaching Assistant	Course
Brennan Antone	Social Networks Analysis,Social Network Analysis,Special Topics in CS(IEMS_341-0_01: Social Networks Analysis,COMM_ST_352-0_20: Social Network Analysis,COMP_SCI_396-0_7: Special Topics in CS)

DEMOGRAPHICS

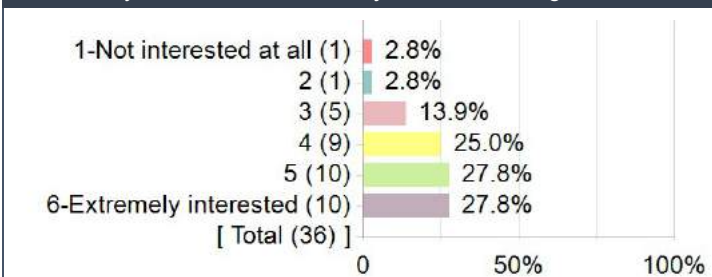
Your School



**Your Class****What is your reason for taking the course? (mark all that apply)**

**What was your interest in this subject before taking the course?**

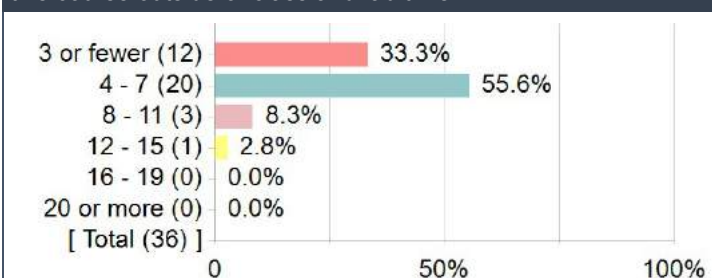
What was your interest in this subject before taking the course?



Options	Count	Percentage
1-Not interested at all	1	2.8%
2	1	2.8%
3	5	13.9%
4	9	25.0%
5	10	27.8%
6-Extremely interested	10	27.8%

**TIME-SURVEY QUESTION****Estimate the average number of hours per week you spent on this course outside of class and lab time.**

Estimate the average number of hours per week you spent on this course outside of class and lab time.



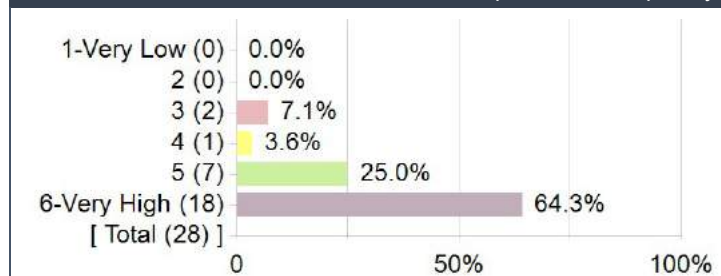
Options	Count	Percentage
3 or fewer	12	33.3%
4 - 7	20	55.6%
8 - 11	3	8.3%
12 - 15	1	2.8%
16 - 19	0	0.0%
20 or more	0	0.0%



## TA QUESTIONS

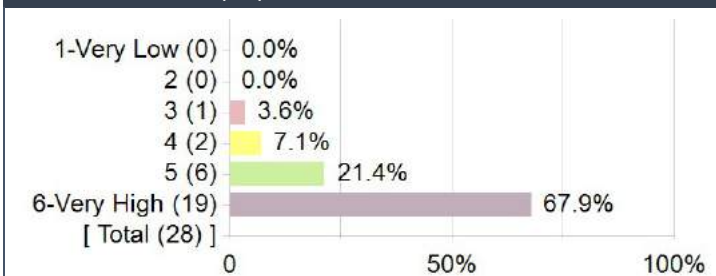
Please rate the TA on the following criteria:

### 1. The TA was able to answer the students' questions adequately.



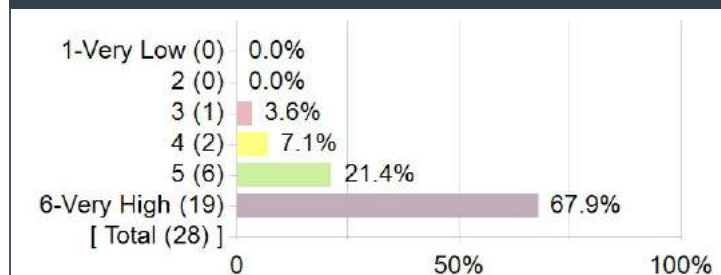
Options	Score	Count	Percentage
1-Very Low	1	0	0.0%
2	2	0	0.0%
3	3	2	7.1%
4	4	1	3.6%
5	5	7	25.0%
6-Very High	6	18	64.3%
Statistics			Value
Response Count			28
Mean			5.46
Median			6.00
Standard Deviation			0.88

### 2. The TA was well prepared for each session.



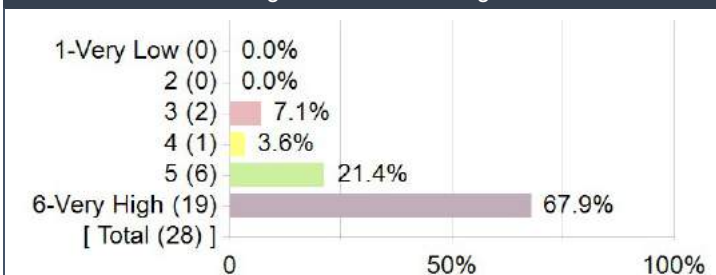
Options	Score	Count	Percentage
1-Very Low	1	0	0.0%
2	2	0	0.0%
3	3	1	3.6%
4	4	2	7.1%
5	5	6	21.4%
6-Very High	6	19	67.9%
Statistics			Value
Response Count			28
Mean			5.54
Median			6.00
Standard Deviation			0.79

### 3. The TA communicated ideas in a clear manner.



Options	Score	Count	Percentage
1-Very Low	1	0	0.0%
2	2	0	0.0%
3	3	1	3.6%
4	4	2	7.1%
5	5	6	21.4%
6-Very High	6	19	67.9%
Statistics			Value
Response Count			28
Mean			5.54
Median			6.00
Standard Deviation			0.79

### 4. The TA showed strong interest in teaching the course.



Options	Score	Count	Percentage
1-Very Low	1	0	0.0%
2	2	0	0.0%
3	3	2	7.1%
4	4	1	3.6%
5	5	6	21.4%
6-Very High	6	19	67.9%
Statistics			Value
Response Count			28
Mean			5.50
Median			6.00
Standard Deviation			0.88



OPEN-ENDED QUESTIONS

What are the primary strengths and weaknesses of the teaching assistant?

Comments
Ran lab sessions smoothly, very responsive in the class forums
good lab instructions and fair grading
Gives very clear instructions and answers emails promptly.
Brennan was super helpful and clearly knows a lot about SNA.
Very passionate and into the subject!
He was super helpful and had a quick response time
Ready to engage with student when required is Brennan's strength as TA.

Project Title: **Course and Teacher Evaluations CTEC Winter 2022**

Courses Audience: **51**

Responses Received: **25**

Response Ratio: **49.0%**

---

## Report Comments

Course and Teacher Evaluations are intended solely for the use of faculty, staff and students of Northwestern University. Any reproduction, republication or redistribution of this site's content is prohibited without the express permission of Northwestern University.

For more information about CTEC Guidelines, please visit our website: <https://www.northwestern.edu/ctec/guidelines>

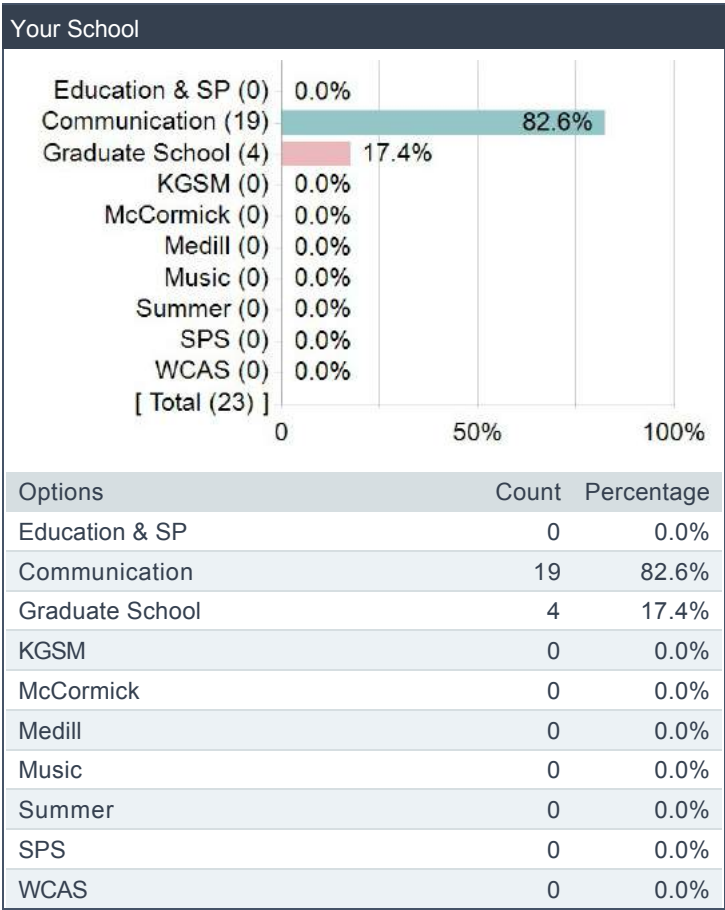
Northwestern University

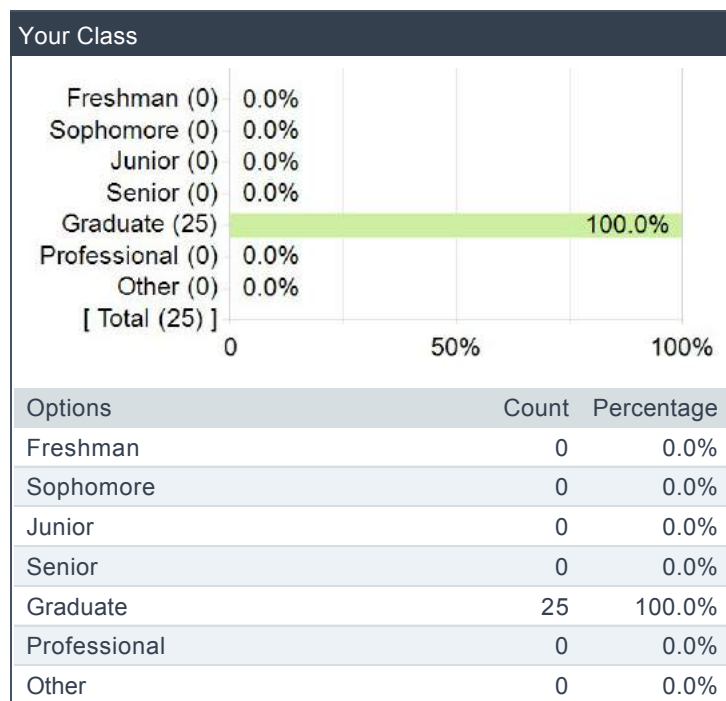
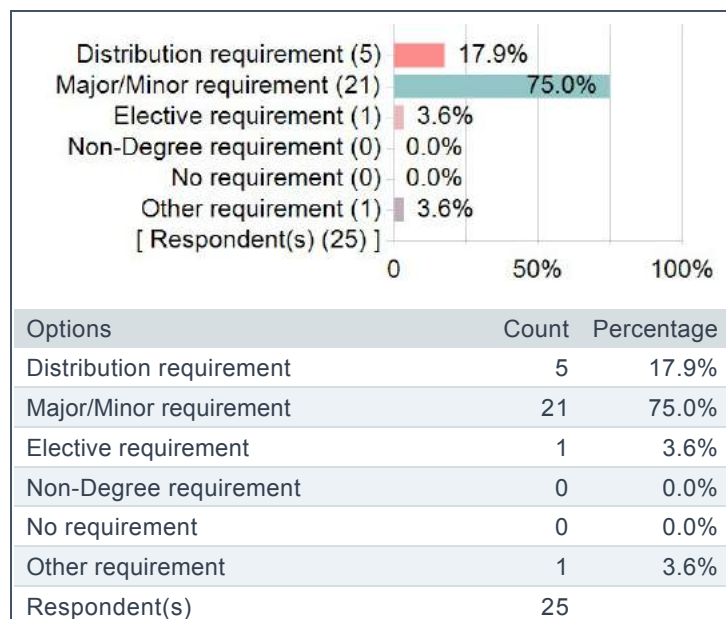
Course Evaluations

Teaching Assistant	Course
Brennan Antone	MSC_492-0_1: Understand/Leveraging Networks

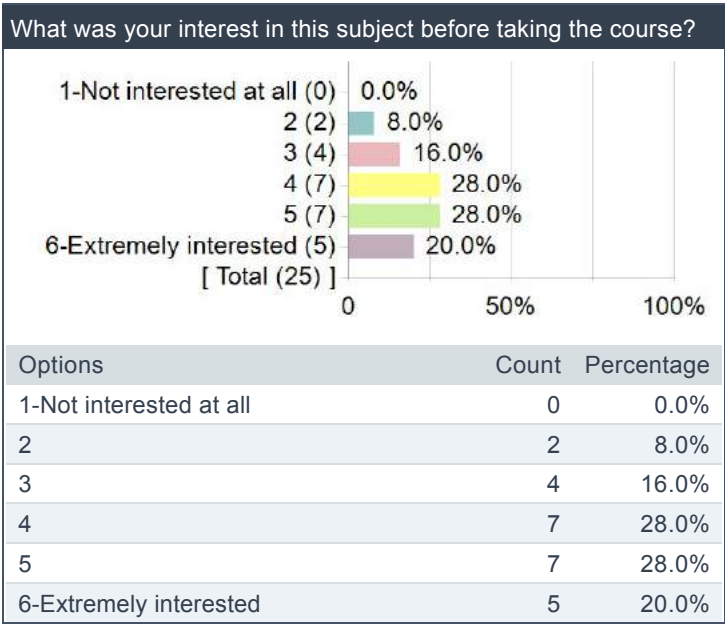
DEMOGRAPHICS

Your School



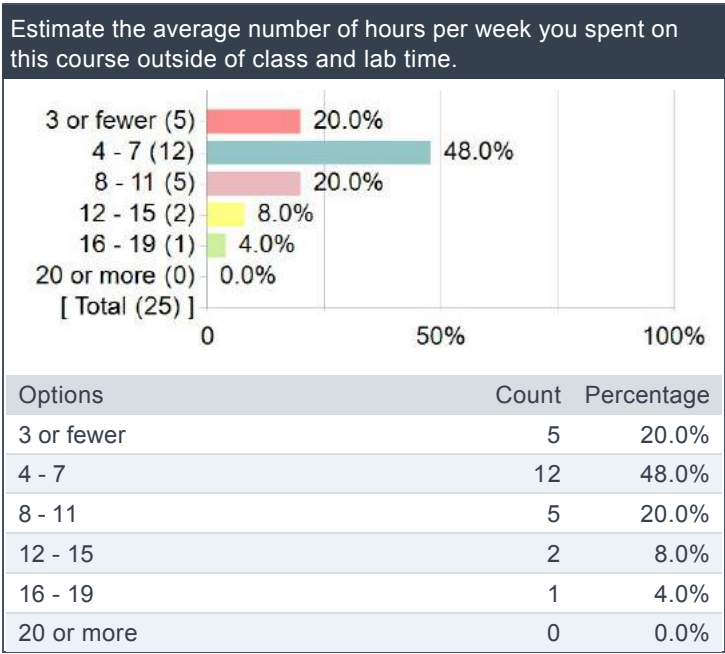
**Your Class****What is your reason for taking the course? (mark all that apply)**

What was your interest in this subject before taking the course?



TIME-SURVEY QUESTION

Estimate the average number of hours per week you spent on this course outside of class and lab time.



TA QUESTIONS

Please rate the TA on the following criteria:

1. The TA was able to answer the students' questions adequately.					2. The TA was well prepared for each session.				
Options	Score	Count	Percentage		Options	Score	Count	Percentage	
1-Very Low	1	0	0.0%		1-Very Low	1	0	0.0%	
2	2	0	0.0%		2	2	0	0.0%	
3	3	0	0.0%		3	3	1	4.2%	
4	4	2	8.3%		4	4	1	4.2%	
5	5	5	20.8%		5	5	6	25.0%	
6-Very High	6	17	70.8%		6-Very High	6	16	66.7%	
Statistics				Value	Statistics				Value
Response Count				24	Response Count				24
Mean				5.63	Mean				5.54
Median				6.00	Median				6.00
Standard Deviation				0.65	Standard Deviation				0.78
3. The TA communicated ideas in a clear manner.					4. The TA showed strong interest in teaching the course.				
Options	Score	Count	Percentage		Options	Score	Count	Percentage	
1-Very Low	1	0	0.0%		1-Very Low	1	0	0.0%	
2	2	0	0.0%		2	2	1	4.2%	
3	3	1	4.2%		3	3	0	0.0%	
4	4	1	4.2%		4	4	0	0.0%	
5	5	6	25.0%		5	5	8	33.3%	
6-Very High	6	16	66.7%		6-Very High	6	15	62.5%	
Statistics				Value	Statistics				Value
Response Count				24	Response Count				24
Mean				5.54	Mean				5.50
Median				6.00	Median				6.00
Standard Deviation				0.78	Standard Deviation				0.88

OPEN-ENDED QUESTIONS

What are the primary strengths and weaknesses of the teaching assistant?

Comments
His calm and professional improve our efficiency of the class.
Was very helpful in class. I do not know of any weaknesses.
Brennan was not very engaged with students and did not seem approachable. It felt like he was mostly in the TA position to directly service his own research work. However, he was prepared and supportive for Noshir, which was obviously a huge help.
Brennan is knowledgeable and organized. It was clear that his role was instrumental in the success of this class. He is involved and passionate about the course topic.
Brennan always helped with technical issues and graded in a timely manner.
Very knowledgeable of the computer software use during class and helpful too
Surveys and researches.
Helped the class run smoothly and implemented cool activities



---

## Report Comments

Course and Teacher Evaluations are intended solely for the use of faculty, staff and students of Northwestern University. Any reproduction, republication or redistribution of this site's content is prohibited without the express permission of Northwestern University.

For more information about CTEC Guidelines, please visit our website: <https://www.northwestern.edu/ctec/guidelines>

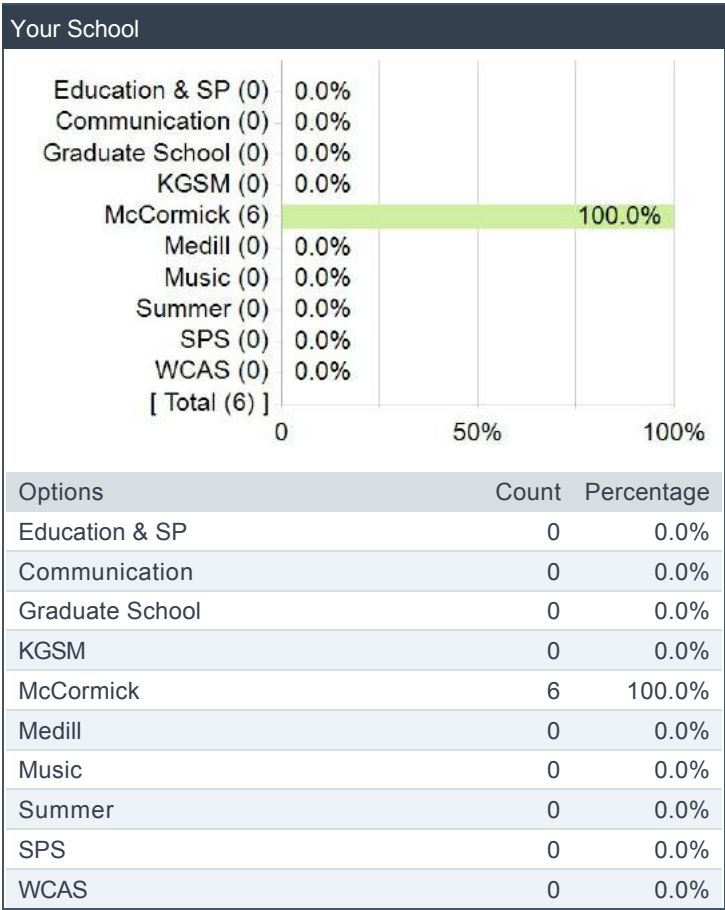
Northwestern University

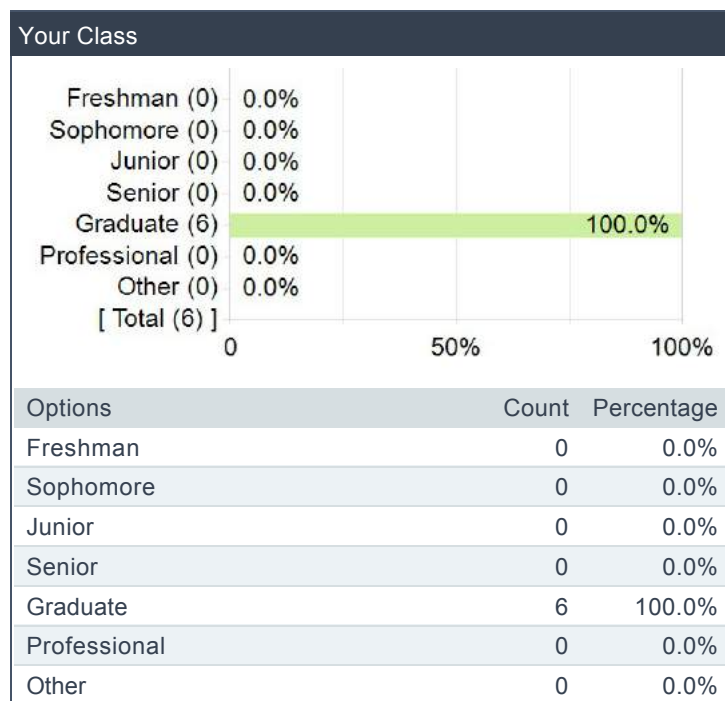
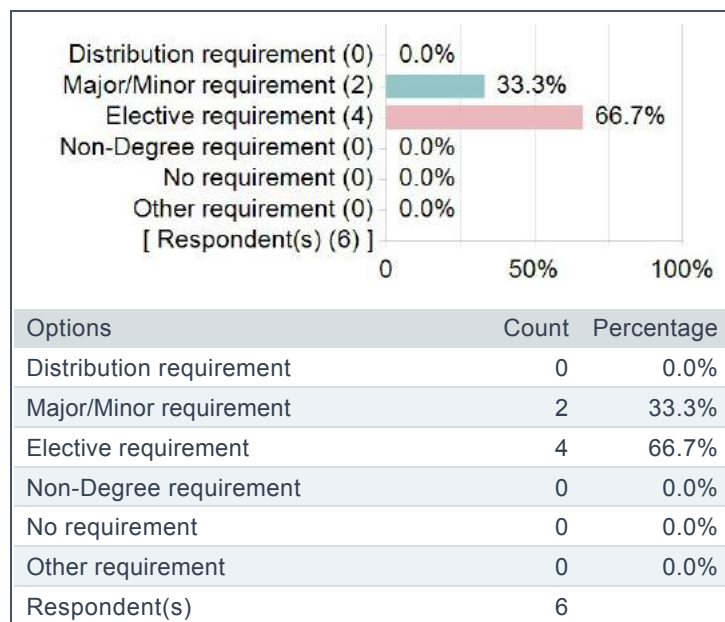
Course Evaluations

Teaching Assistant	Course
Brennan Antone	MSIA_490-0_25: Special Topics

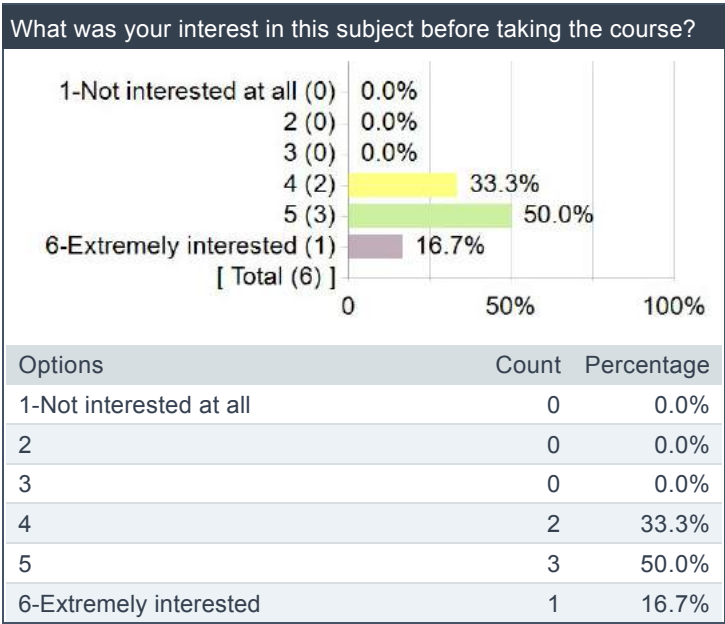
DEMOGRAPHICS

Your School



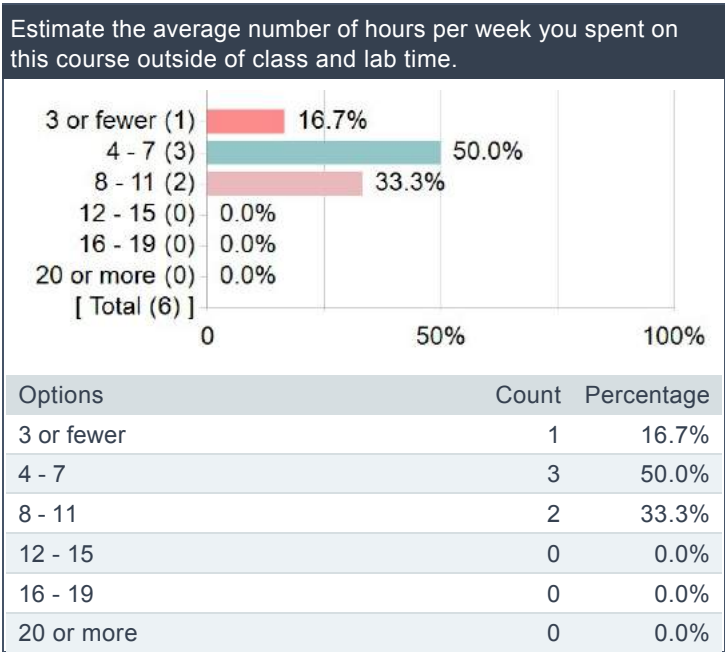
**Your Class****What is your reason for taking the course? (mark all that apply)**

What was your interest in this subject before taking the course?



TIME-SURVEY QUESTION

Estimate the average number of hours per week you spent on this course outside of class and lab time.



TA QUESTIONS

Please rate the TA on the following criteria:

1. The TA was able to answer the students' questions adequately.				
<div><div><div>1-Very Low (0)0.0%</div><div>2 (0)0.0%</div><div>3 (0)0.0%</div><div>4 (0)0.0%</div><div>5 (0)0.0%</div><div>6-Very High (6)100.0%</div><div>[ Total (6) ]</div></div><div>050%100%</div></div>				
Options	Score	Count	Percentage	
1-Very Low	1	0	0.0%	
2	2	0	0.0%	
3	3	0	0.0%	
4	4	0	0.0%	
5	5	0	0.0%	
6-Very High	6	6	100.0%	
Statistics			Value	
Response Count			6	
Mean			6.00	
Median			6.00	
Standard Deviation			0.00	

2. The TA was well prepared for each session.				
<div><div><div>1-Very Low (0)0.0%</div><div>2 (0)0.0%</div><div>3 (0)0.0%</div><div>4 (0)0.0%</div><div>5 (0)0.0%</div><div>6-Very High (6)100.0%</div><div>[ Total (6) ]</div></div><div>050%100%</div></div>				
Options	Score	Count	Percentage	
1-Very Low	1	0	0.0%	
2	2	0	0.0%	
3	3	0	0.0%	
4	4	0	0.0%	
5	5	0	0.0%	
6-Very High	6	6	100.0%	
Statistics			Value	
Response Count			6	
Mean			6.00	
Median			6.00	
Standard Deviation			0.00	

3. The TA communicated ideas in a clear manner.				
1-Very Low (0)0.0%  2 (0)0.0%  3 (0)0.0%  4 (0)0.0%  5 (0)0.0%  6-Very High (6)100.0%  [ Total (6) ]  050%100%				
Options	Score	Count	Percentage	
1-Very Low	1	0	0.0%	
2	2	0	0.0%	
3	3	0	0.0%	
4	4	0	0.0%	
5	5	0	0.0%	
6-Very High	6	6	100.0%	
Statistics			Value	
Response Count			6	
Mean			6.00	
Median			6.00	
Standard Deviation			0.00	
4. The TA showed strong interest in teaching the course.				
1-Very Low (0)0.0%  2 (0)0.0%  3 (0)0.0%  4 (0)0.0%  5 (0)0.0%  6-Very High (6)100.0%  [ Total (6) ]  050%100%				
Options	Score	Count	Percentage	
1-Very Low	1	0	0.0%	
2	2	0	0.0%	
3	3	0	0.0%	
4	4	0	0.0%	
5	5	0	0.0%	
6-Very High	6	6	100.0%	
Statistics			Value	
Response Count			6	
Mean			6.00	
Median			6.00	
Standard Deviation			0.00	

OPEN-ENDED QUESTIONS

What are the primary strengths and weaknesses of the teaching assistant?

Comments
Like Nosh, Brennan was able to explain the course topics very well. It was like we had two instructors for the course.
Brennan is one of the best TAs I have had in this program. He is well prepared for each lab, contributes to each lecture, and provides meaningful feedback to each assignment.



Individual Report for Social  
Networks Analysis, Social Network  
Analysis(IEMS\_341-0\_01: Social  
Networks Analysis, COMM\_ST\_352-  
0\_20: Social Network Analysis)  
(Brennan Antone)

Project Title: **Course and Teacher Evaluations CTEC  
Spring 2021**

Courses Audience: **29**  
Responses Received: **18**  
Response Ratio: **62.1%**

---

### Report Comments

Course and Teacher Evaluations are intended solely for the use of faculty, staff and students of Northwestern University. Any reproduction, republication or redistribution of this site's content is prohibited without the express permission of Northwestern University.

For more information about CTEC Guidelines, please visit our website: <https://www.northwestern.edu/ctec/guidelines>

---

Creation Date: **Tuesday, June 15, 2021**





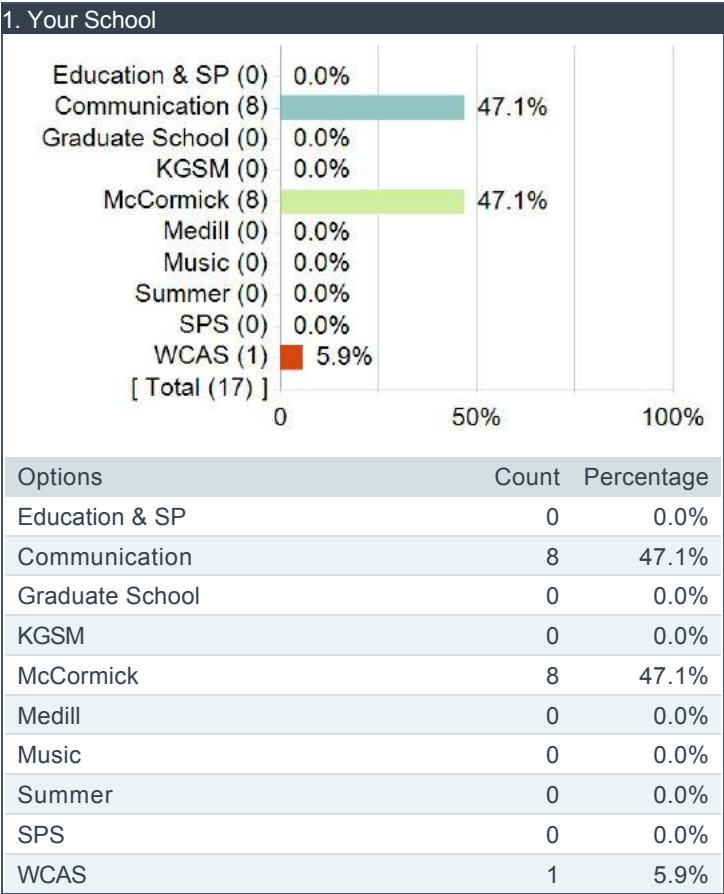
Northwestern University

Course Evaluations

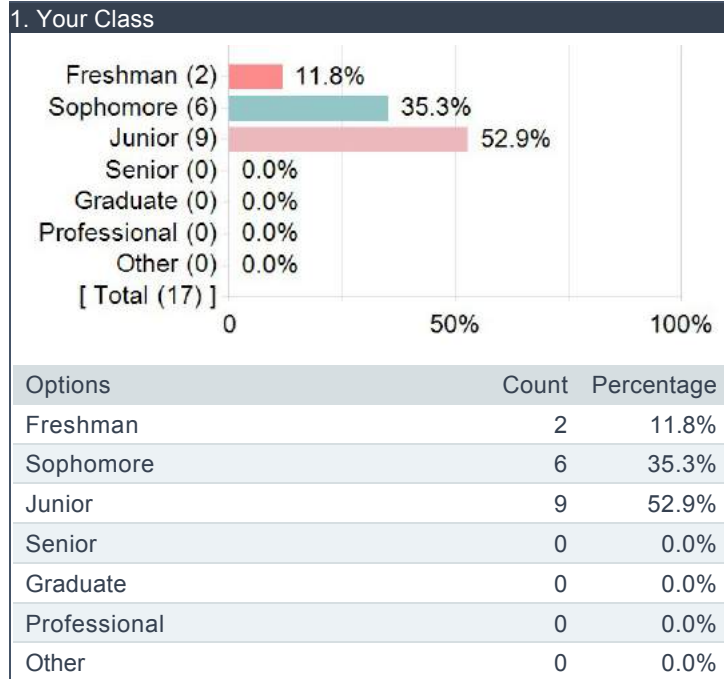
Teaching Assistant	Course
Brennan Antone	Social Networks Analysis,Social Network Analysis

DEMOGRAPHICS

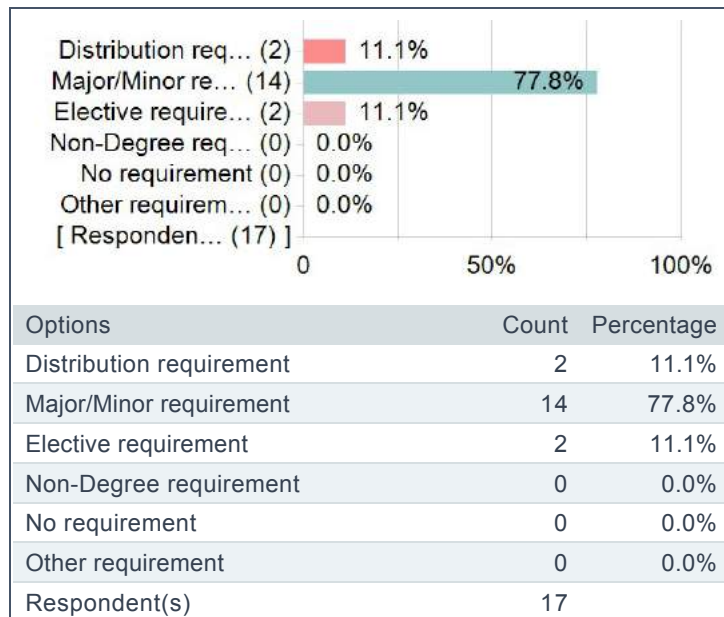
Your School



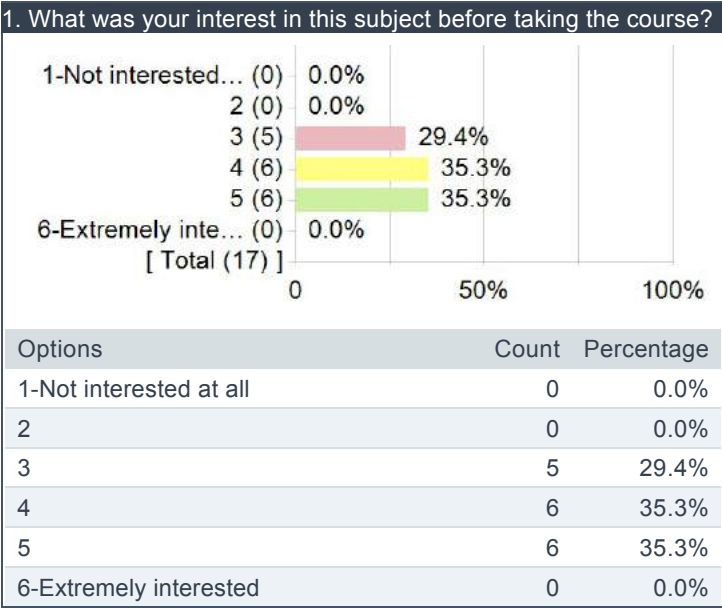
## Your Class



## What is your reason for taking the course? (mark all that apply)

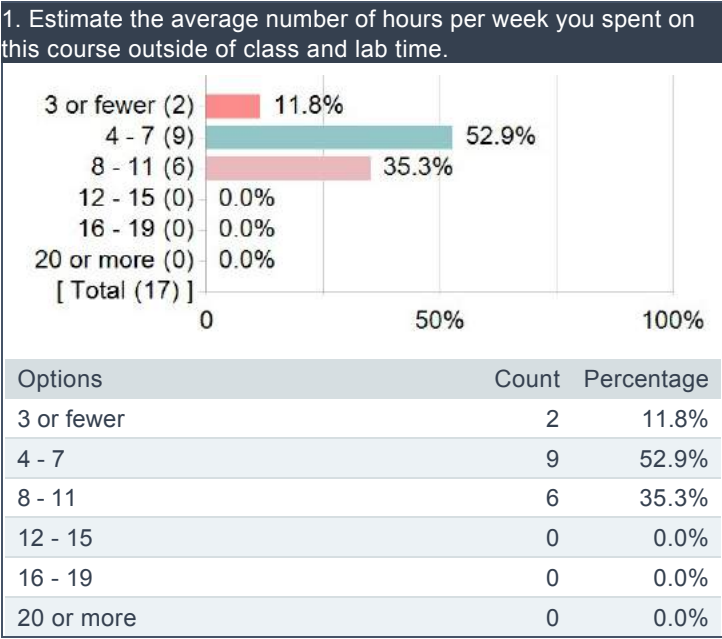


What was your interest in this subject before taking the course?



TIME-SURVEY QUESTION

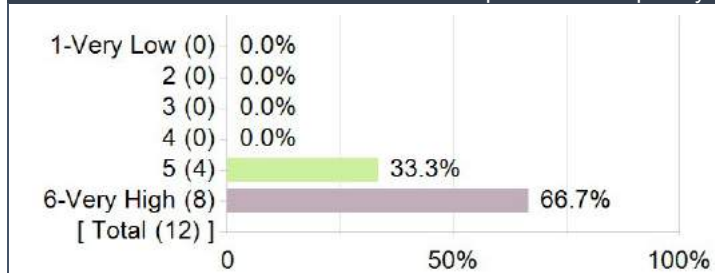
Estimate the average number of hours per week you spent on this course outside of class and lab time.



## TA QUESTIONS

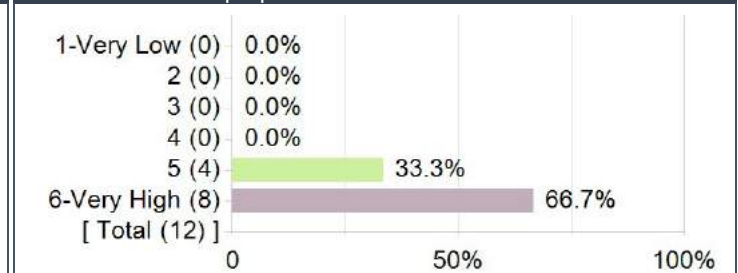
Please rate the TA on the following criteria:

1. The TA was able to answer the students' questions adequately.



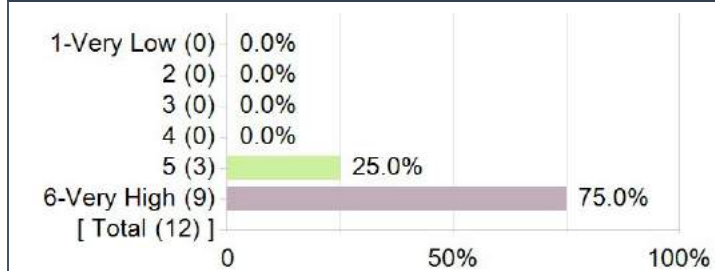
Options	Score	Count	Percentage
1-Very Low	1	0	0.0%
2	2	0	0.0%
3	3	0	0.0%
4	4	0	0.0%
5	5	4	33.3%
6-Very High	6	8	66.7%
Statistics			Value
Response Count			12
Mean			5.67
Median			6.00
Standard Deviation			0.49

2. The TA was well prepared for each session.



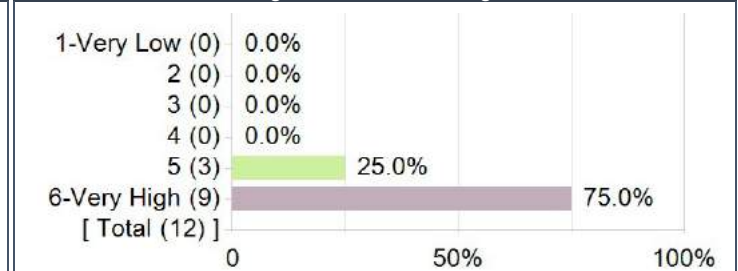
Options	Score	Count	Percentage
1-Very Low	1	0	0.0%
2	2	0	0.0%
3	3	0	0.0%
4	4	0	0.0%
5	5	4	33.3%
6-Very High	6	8	66.7%
Statistics			Value
Response Count			12
Mean			5.67
Median			6.00
Standard Deviation			0.49

3. The TA communicated ideas in a clear manner.



Options	Score	Count	Percentage
1-Very Low	1	0	0.0%
2	2	0	0.0%
3	3	0	0.0%
4	4	0	0.0%
5	5	3	25.0%
6-Very High	6	9	75.0%
Statistics			Value
Response Count			12
Mean			5.75
Median			6.00
Standard Deviation			0.45

4. The TA showed strong interest in teaching the course.



Options	Score	Count	Percentage
1-Very Low	1	0	0.0%
2	2	0	0.0%
3	3	0	0.0%
4	4	0	0.0%
5	5	3	25.0%
6-Very High	6	9	75.0%
Statistics			Value
Response Count			12
Mean			5.75
Median			6.00
Standard Deviation			0.45

## OPEN-ENDED QUESTIONS

**What are the primary strengths and weaknesses of the teaching assistant?**

Comments
Led the labs well!
Extremely helpful!!! He always responded to my messages quickly and did his best to help me out if I had trouble with the code etc. He was very clear in communicating his ideas in labs which really helped me out a lot.
Didn't go to him outside of lecture much, but BRENNAN YOUR EXPLANATION OF THINGS IN LAB IS THE ONLY REASON I WAS ABLE TO STAY IN CLASS!!! Thank you so much for going slow and explaining everything because I needed that step by step help. Great TA, really made the class understandable.

## REMOTE LEARNING

**Which aspects of remote instruction during Spring 2021 helped contribute to your success in this course? Please explain.**

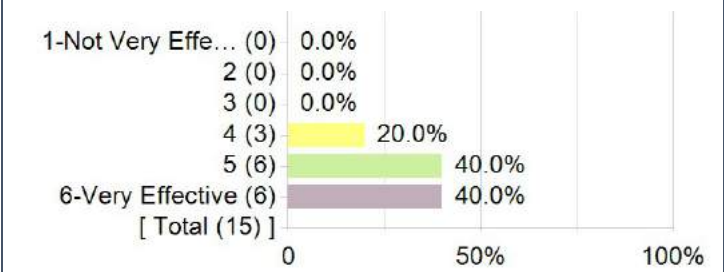
Comments
Having recorded lectures and discussion sessions was extremely helpful to look back on!
Meeting with teammates
Taking two short breaks during a long Zoom lecture helped me to pay better attention.
I liked having zoom meetings for class, as well as having Microsoft teams and canvas. We also had panopto and persual to keep things interesting. I've never used persual before and really enjoyed it – I wish other classes did it!
It was nice that they offered 1 in person class!
The polls! really liked those instead of raising my hand, or commenting. I could put what I thought was the answer without feeling ashamed if I got it wrong.
mini activities during class

**Which aspects of remote instruction during Spring 2021 could have been improved? Please explain.**

Comments
Length of lecture
I think it is very difficult to pay attention to a 3 hour lecture while on Zoom.
Although I liked that we had a few different platforms to communicate on, I thought that sometimes it was chaotic and I found myself searching through each one to try and find information (sometimes not all info was equal on both).
3 hours on zoom is just tough
Three hours for remote classes should be banned. This was a really interesting and amazing class, but because it was three hours, I would just lose interest halfway through. Absolutely mind numbing despite how great the instructor was. Three hours virtually just kills all learning.
no 3 hour lecture, ever again.. please

Were the tools provided effective in enabling essential class-related activities, such as communicating with the instructor, collaborating with peers, and accomplishing group tasks?

1. Were the tools provided effective in enabling essential class-related activities, such as communicating with the instructor, collaborating with peers, and accomplishing group tasks?



Options	Score	Count	Percentage
1-Not Very Effective	1	0	0.0%
2	2	0	0.0%
3	3	0	0.0%
4	4	3	20.0%
5	5	6	40.0%
6-Very Effective	6	6	40.0%
Statistics			Value
Response Count			15
Mean			5.20
Median			5.00
Standard Deviation			0.77



## Individual Report for MSC\_492-0\_21: Understand/Leveraging Networks (Brennan Antone)

Project Title: **Course and Teacher Evaluations CTEC Spring 2021**

Courses Audience: **62**

Responses Received: **26**

Response Ratio: **41.9%**

---

### Report Comments

Course and Teacher Evaluations are intended solely for the use of faculty, staff and students of Northwestern University. Any reproduction, republication or redistribution of this site's content is prohibited without the express permission of Northwestern University.

For more information about CTEC Guidelines, please visit our website: <https://www.northwestern.edu/ctec/guidelines>

---

Creation Date: **Tuesday, June 15, 2021**



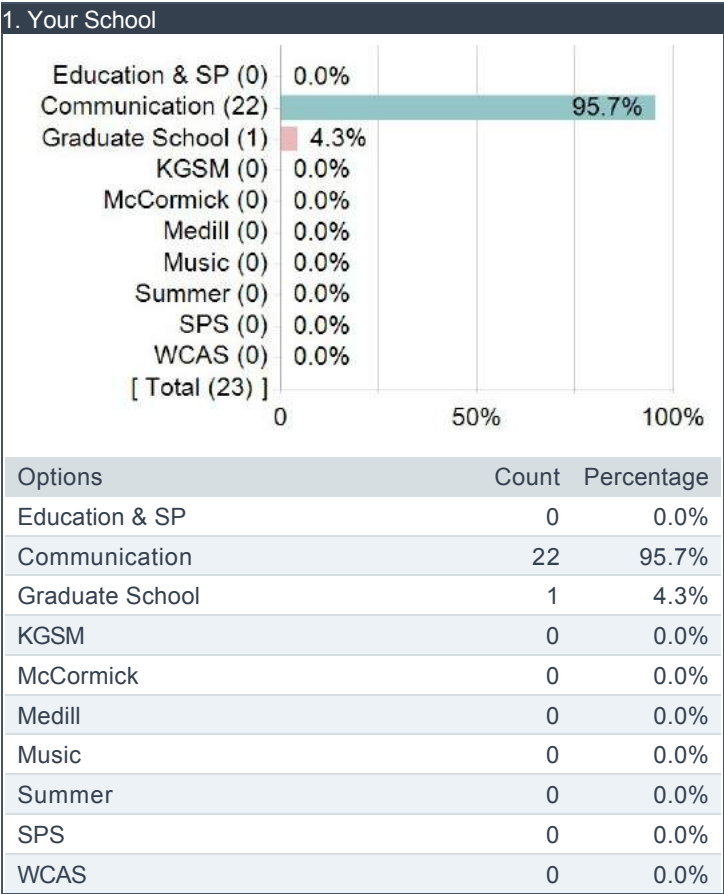
Northwestern University

Course Evaluations

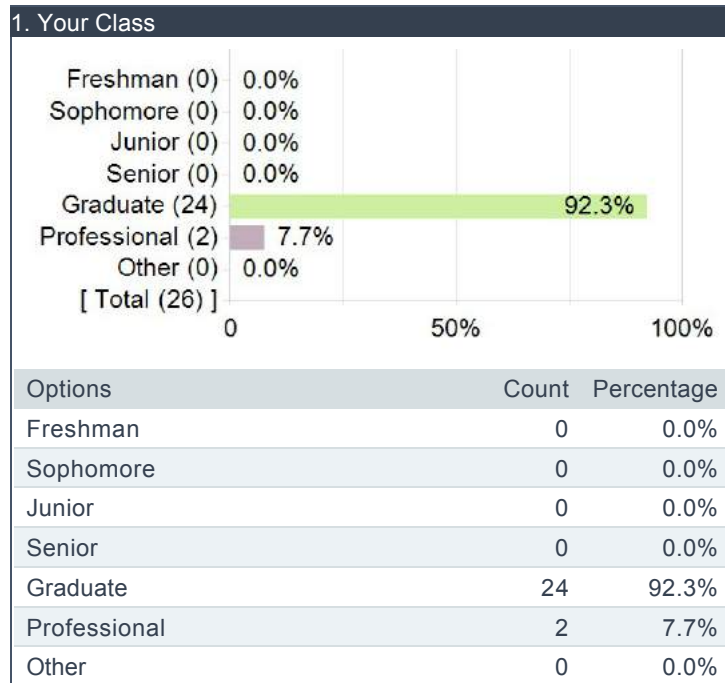
Teaching Assistant	Course
Brennan Antone	MSC_492-0_21: Understand/Leveraging Networks

DEMOGRAPHICS

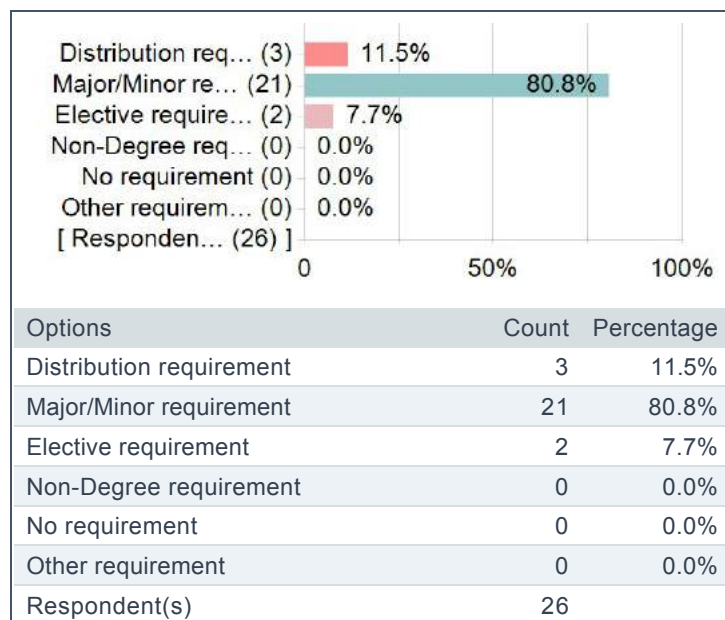
Your School



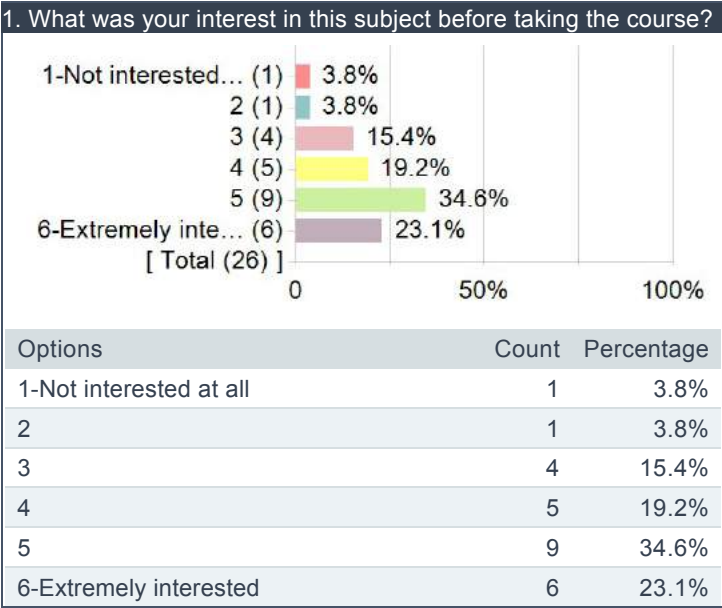
## Your Class



## What is your reason for taking the course? (mark all that apply)

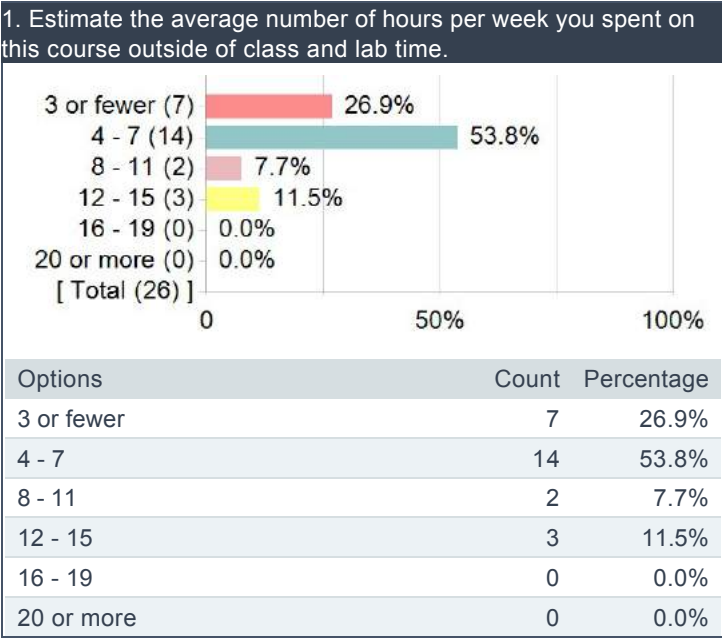


What was your interest in this subject before taking the course?



TIME-SURVEY QUESTION

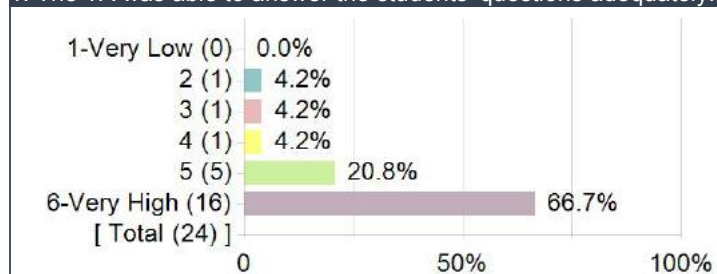
Estimate the average number of hours per week you spent on this course outside of class and lab time.



## TA QUESTIONS

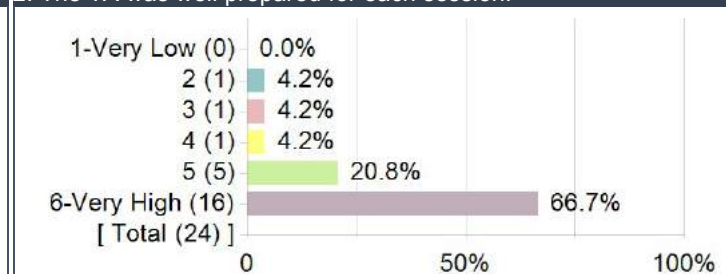
Please rate the TA on the following criteria:

1. The TA was able to answer the students' questions adequately.



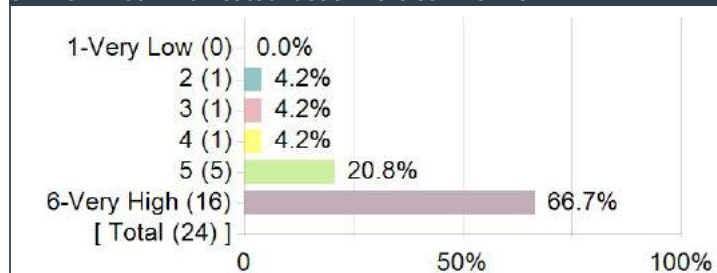
Options	Score	Count	Percentage
1-Very Low	1	0	0.0%
2	2	1	4.2%
3	3	1	4.2%
4	4	1	4.2%
5	5	5	20.8%
6-Very High	6	16	66.7%
Statistics			Value
Response Count			24
Mean			5.42
Median			6.00
Standard Deviation			1.06

2. The TA was well prepared for each session.



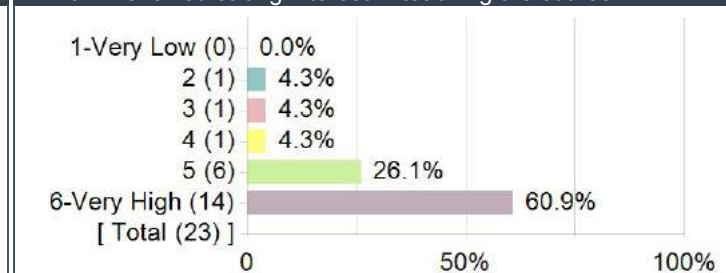
Options	Score	Count	Percentage
1-Very Low	1	0	0.0%
2	2	1	4.2%
3	3	1	4.2%
4	4	1	4.2%
5	5	5	20.8%
6-Very High	6	16	66.7%
Statistics			Value
Response Count			24
Mean			5.42
Median			6.00
Standard Deviation			1.06

3. The TA communicated ideas in a clear manner.



Options	Score	Count	Percentage
1-Very Low	1	0	0.0%
2	2	1	4.2%
3	3	1	4.2%
4	4	1	4.2%
5	5	5	20.8%
6-Very High	6	16	66.7%
Statistics			Value
Response Count			24
Mean			5.42
Median			6.00
Standard Deviation			1.06

4. The TA showed strong interest in teaching the course.



Options	Score	Count	Percentage
1-Very Low	1	0	0.0%
2	2	1	4.3%
3	3	1	4.3%
4	4	1	4.3%
5	5	6	26.1%
6-Very High	6	14	60.9%
Statistics			Value
Response Count			23
Mean			5.35
Median			6.00
Standard Deviation			1.07

## OPEN-ENDED QUESTIONS

What are the primary strengths and weaknesses of the teaching assistant?

Comments
Brennan was great– thanks!
Brennan always was prepared to help. When the Professor had a technical challenge, he stepped in before Being asked. He was great!
Brennan was always prepared for class.
Brennan was terrific. He helped us in every class and made all the different kinds of exercises happen. He is responsive, friendly, incredibly helpful, and knows everything about the latest technologies and networks. Even though he was doing a lot of research at the same time, we always had the impression his top priority was our class. Excellent job, thank you so much!!
Quick to respond and troubleshoot. Very researched in what he contributed to the class, and provided additional context when needed.
Brennan was always available and willing to help us if we had a question. He was active in class and helped us find links or articles that were relevant during discussions.
Brennan seemed like his efforts were a bit more "behind the scenes" in the class, but he and Jasmine together managed a very rich Zoom class experience. Grateful to them both!
To be honest, it is difficult to rate Brennan because he didn't engage a lot with the students.
Helpful with answering questions about the class, and kept the technology working.
Brennan is always prepared for class.
Great job!

## REMOTE LEARNING

**Which aspects of remote instruction during Spring 2021 helped contribute to your success in this course? Please explain.**

Comments
Small groups, large group discussions,s and discussion boards.
I liked the control part of the remote instruction and the opportunity to have classmates living in other parts of the country and the world.
None– I wish I could have taken this course in person. It wasn't bad in the remote environment– but there were limitations because it was remote. Nothing to do about it– the instructor and TAs did all that they could to engage us.
The class management and discussion post were great.
The professor did a good job managing the class and I felt I was able to hear everyone's thoughts on the issues regardless of where we were in the course. He also did a good job engaging the course.
The discussion board was a great way to exchange knowledge.
The aspects of remote instruction that contributed to my success include, the polling questions, discussion board and breakout groups.
The breakout room exercises helped a lot. Also, the case studies were highly interesting, and all the experts, Professor Noshir invited to our class. I also loved the simulations, like the RAD exercise we did in class and the six degrees of separation. Highly relevant, highly helpful, and so much fun.
The breakout sessions gave the students a good opportunity to interact with each other and learn the subject together.
Remote instruction is hard. Nosh and the TA's kept this course as engaging as possible and found ways throughout the quarter to refine their techniques and approaches – that is commendable.
being able to interact with networks in the news live was helpful and could have been hard in person. Also, having guest speakers from around the world could not have happened in person.
Jasmine and Brennan were extremely organized TA's and their organization of the class activities and lecture slides was central to the class successfully translating to a live Zoom medium.
The use of polls, breakaway rooms contributed to making the course interesting.
Discussion boards
The live polls and were very useful and the professor did a great job of encouraging students to participate with in–class activities

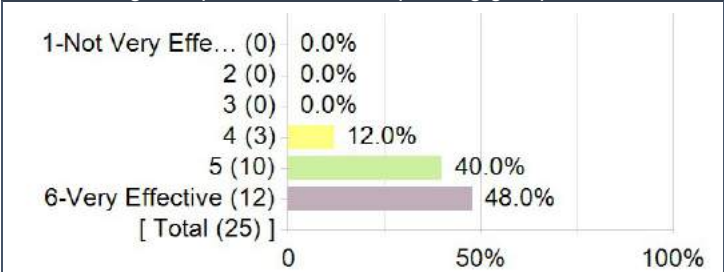
**Which aspects of remote instruction during Spring 2021 could have been improved? Please explain.**

Comments
Tech difficulties/activities better explained or roled out via zoom.
There should be more support for students who are not technically savvy. The students should be asked prior to the quarter starts if they will need special technical support. Not everybody is computer savvy. Many people are technically challenged.
A few of the exercises in class were a bit confusing– and the professor and TAs responded to ongoing feedback. I could tell they wanted the exercises to be valuable.
There was way too much outside technology used in this course. I am not sure why we had Networks in the News on Teams instead of as a discussion thread in Canvas. This required me to download another software on my computer, which isn't a big deal but I am confused when Canvas seems to work well and be familiar to all of us. Also, a lot of our tech–based activities ended up taking a while because so many people had technology problems. Of course that isn't their fault but perhaps there is a better way to get across the message of some of those exercises without wasting time on who cant find what link, etc.
Some of the in–class activities instructions were not very clear and made it difficult to complete/understand the tasks in the group breakouts.
The Dream Team assignment should be a homework assignment instead of an in–class assignment. It will provide the students enough time to learn how to navigate the platform.
nothing – it was perfect!
There were timings when the interactive activities were not explained enough in advance and left the students feeling confused about how to proceed. Afterwards, the students gave feedback to the instructors about how to handle them in the future, and I hope these suggestions are implemented next time the class is taught.
Most of the aspects to be improved have been addressed during the course of the program. Mostly it was trying to get the more complicated in–class programs in front of us before class so we could understand them beforehand instead of using class time to understand.
Nothing
Perhaps more time/information on activities conducted in breakout rooms, before dispatching us to them.
I think it would've been easier if the TAs had taken control over the slides so the professor only had to worry about going over the class content. A lot of the class time was an issue with figuring out if we could see the screen sharing and there was really no clear ownership on who was running the powerpoint.
N/A
None.



Were the tools provided effective in enabling essential class-related activities, such as communicating with the instructor, collaborating with peers, and accomplishing group tasks?

1. Were the tools provided effective in enabling essential class-related activities, such as communicating with the instructor, collaborating with peers, and accomplishing group tasks?



Options	Score	Count	Percentage
1-Not Very Effective	1	0	0.0%
2	2	0	0.0%
3	3	0	0.0%
4	4	3	12.0%
5	5	10	40.0%
6-Very Effective	6	12	48.0%
Statistics			Value
Response Count			25
Mean			5.36
Median			5.00
Standard Deviation			0.70



## Individual Report for MSIA\_490-0\_25: Special Topics (Brennan Antone)

Project Title: **Course and Teacher Evaluations CTEC Fall 2020**

Courses Audience: **16**  
Responses Received: **8**  
Response Ratio: **50.0%**

---

### Report Comments

Course and Teacher Evaluations are intended solely for the use of faculty, staff and students of Northwestern University. Any reproduction, republication or redistribution of this site's content is prohibited without the express permission of Northwestern University.

For more information about CTEC Guidelines, please visit our website: <https://www.northwestern.edu/ctec/guidelines>

---

Creation Date: **Thursday, January 14, 2021**

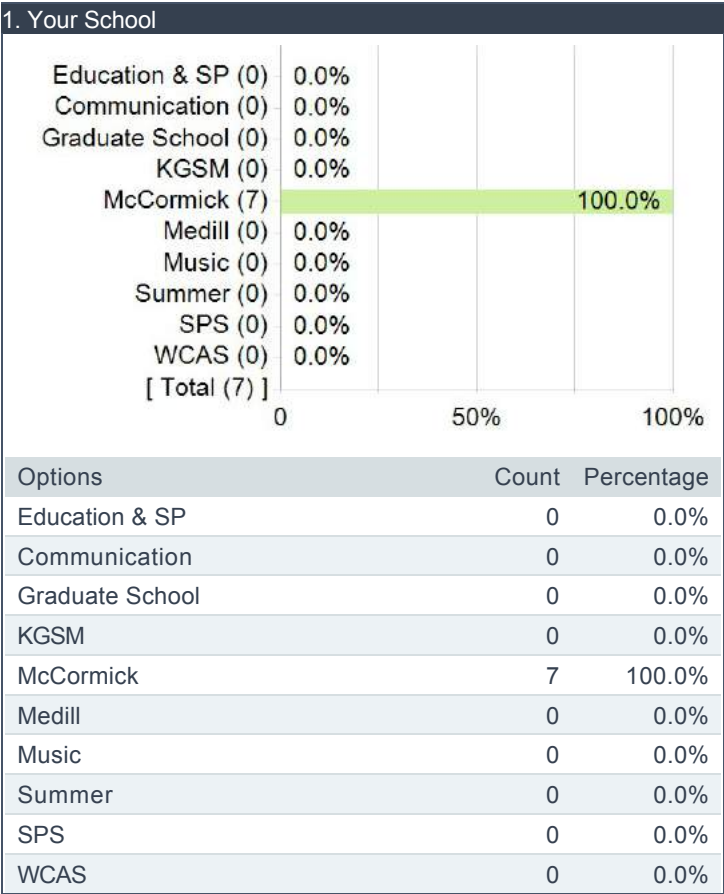
Northwestern University

Course Evaluations

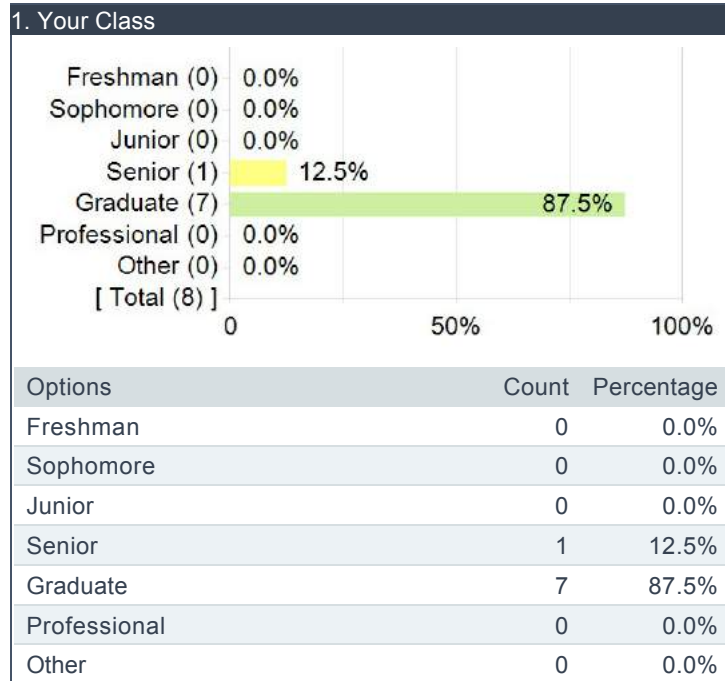
Teaching Assistant	Course
Brennan Antone	MSIA_490-0_25: Special Topics

DEMOGRAPHICS

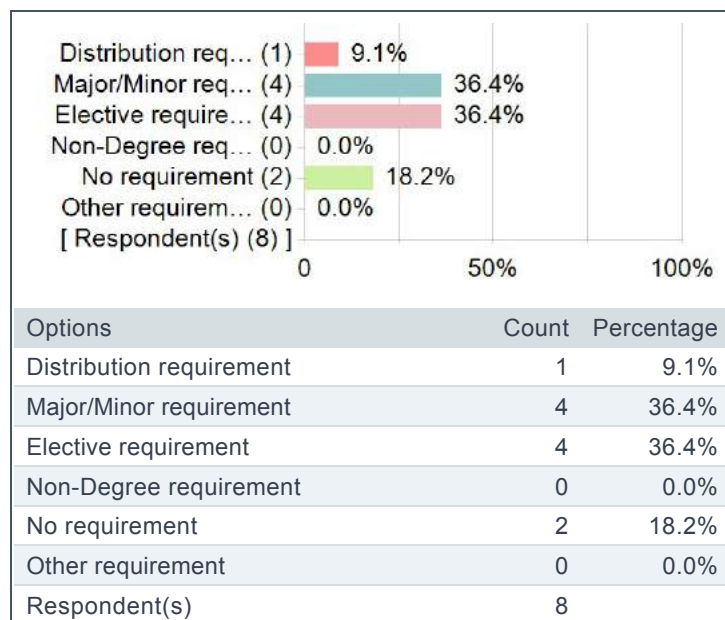
Your School



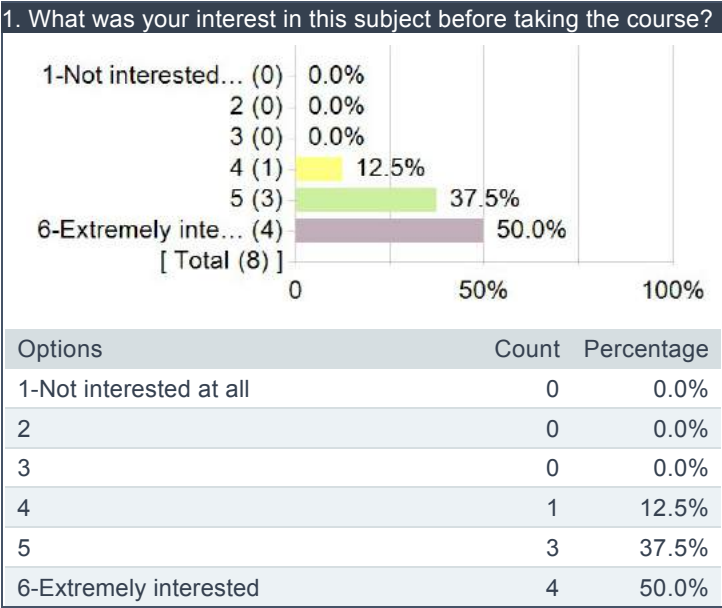
## Your Class



## What is your reason for taking the course? (mark all that apply)

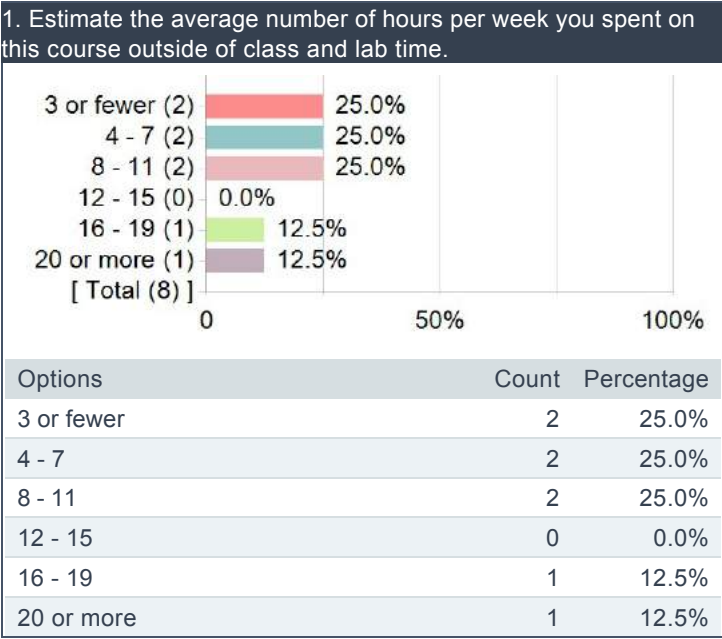


What was your interest in this subject before taking the course?



TIME-SURVEY QUESTION

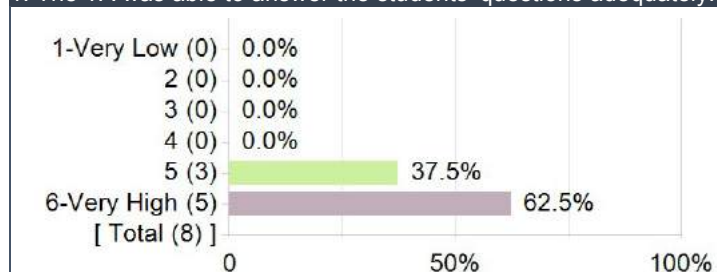
Estimate the average number of hours per week you spent on this course outside of class and lab time.



## TA QUESTIONS

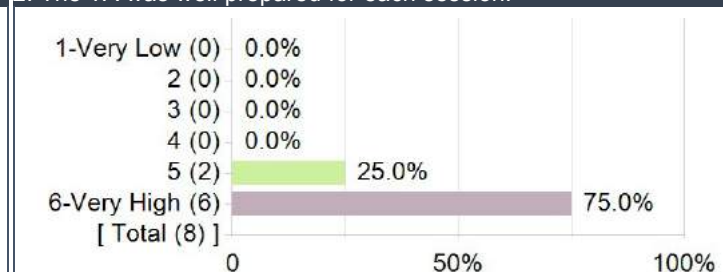
Please rate the TA on the following criteria:

1. The TA was able to answer the students' questions adequately.



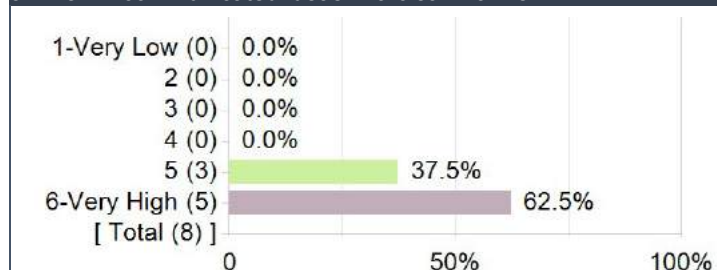
Options	Score	Count	Percentage
1-Very Low	1	0	0.0%
2	2	0	0.0%
3	3	0	0.0%
4	4	0	0.0%
5	5	3	37.5%
6-Very High	6	5	62.5%
Statistics			Value
Response Count			8
Mean			5.63
Median			6.00
Standard Deviation			0.52

2. The TA was well prepared for each session.



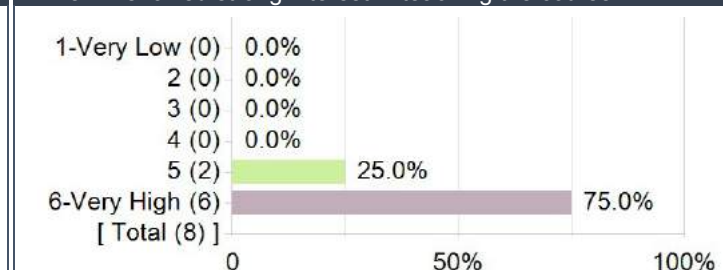
Options	Score	Count	Percentage
1-Very Low	1	0	0.0%
2	2	0	0.0%
3	3	0	0.0%
4	4	0	0.0%
5	5	2	25.0%
6-Very High	6	6	75.0%
Statistics			Value
Response Count			8
Mean			5.75
Median			6.00
Standard Deviation			0.46

3. The TA communicated ideas in a clear manner.



Options	Score	Count	Percentage
1-Very Low	1	0	0.0%
2	2	0	0.0%
3	3	0	0.0%
4	4	0	0.0%
5	5	3	37.5%
6-Very High	6	5	62.5%
Statistics			Value
Response Count			8
Mean			5.63
Median			6.00
Standard Deviation			0.52

4. The TA showed strong interest in teaching the course.



Options	Score	Count	Percentage
1-Very Low	1	0	0.0%
2	2	0	0.0%
3	3	0	0.0%
4	4	0	0.0%
5	5	2	25.0%
6-Very High	6	6	75.0%
Statistics			Value
Response Count			8
Mean			5.75
Median			6.00
Standard Deviation			0.46

## OPEN-ENDED QUESTIONS

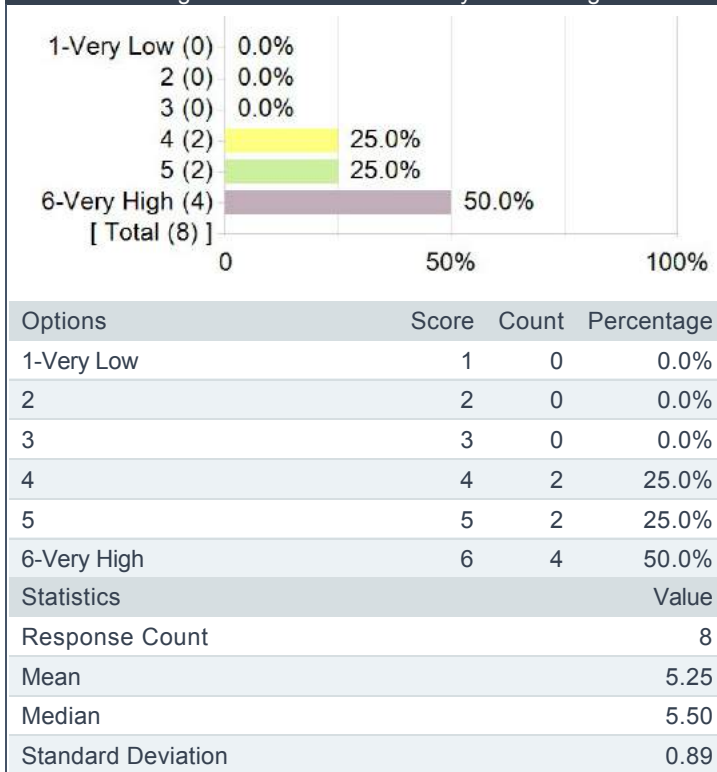
What are the primary strengths and weaknesses of the teaching assistant?

Comments
Brennan is great!!!
<ul style="list-style-type: none"> <li>– Able to communicate concepts clearly</li> <li>– Providing helpful explanations and code comments for lab assignments, which helped me learn new concepts and software more effectively</li> <li>– Responsive to student questions</li> </ul>

## REMOTE LEARNING

Rate how well the approaches used in this course for remote instruction during Fall 2020 contributed to your learning.

1. Rate how well the approaches used in this course for remote instruction during Fall 2020 contributed to your learning.



Which aspects of the remote instruction helped contribute to your success in this course? Please explain.

Comments
Some in class quiz questions.
N/A – no feedback specifically on remote aspect of instruction

Which aspects of the remote instruction could be improved? Please explain.

Comments
To keep more engaging activities like break out rooms
N/A – no feedback specifically on remote aspect of instruction

